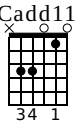
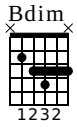
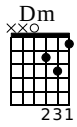
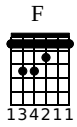
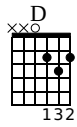
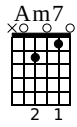
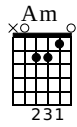
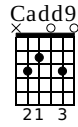
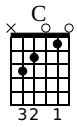


# Mono Stereo

## Fight Like Thieves

Words by Laila Storstad

Music by Esteban Manchado Velázquez



Vocals  
Standard tuning

Guitar (clean)  
Standard tuning

Guitar (distortion)  
Standard tuning

Electric Bass  
Standard tuning

♩ = 85

### Intro

1 2 3 4

Vocals

T  
A  
B

Gt-c

C Cadd9 C Am Am7 C Cadd9 C Am Am7

*mf*

T	0	0	0-0	0	0	0-0	0-0	0	0	0	0-0	0	0	0-0	0-0	0
A	1	1	3-3	3	1	1-1	1-1	1	1	1	3-3	3	1	1-1	1-1	1
B	0	0	0-0	0	0	2-2	2-2	2	0	0	0-0	0	0	2-2	2-2	2
B	3	3	3-3	3	3	0-0	0-0	0	3	3	3-3	3	3	0-0	0-0	0

Gt-D

T  
A  
B

E-Bass

T  
A  
B

Drums

*mf*

5 6 7 8

Vocals

T  
A  
B

Gt-c

C Cadd9 C Am Am7 C Cadd9 C Am Am7

T  
A  
B

Gt-D

*mf*

T  
A  
B

E-Bass

T  
A  
B

Drums

Detailed description of the musical score: The score is divided into five systems. The first system is for Vocals, with empty TAB lines. The second system is for Gt-c, showing chord diagrams for C, Cadd9, C, Am, Am7, C, Cadd9, C, Am, and Am7, with corresponding TAB notation. The third system is for Gt-D, showing a melodic line with dynamics mf and TAB notation (4 5, 5/7, 5 7). The fourth system is for E-Bass, with empty TAB lines. The fifth system is for Drums, showing a rhythmic pattern with quarter notes and rests.

Verse

Vocals

9 *mf* Ligg- er på en benk i grønt- ... Ma-

10

TAB

5	3	1	3	5	3	1	2	0
---	---	---	---	---	---	---	---	---

Gt-c

C Cadd9 C Am Am7

TAB

0	0	0	0	0	0	0	0	0	0
1	1	3	3	3	1	1	1	1	1
0	0	0	0	0	0	2	2	2	2
2	2	2	2	2	2	2	2	2	2
3	3	3	3	3	3	0	0	0	0

Gt-D

TAB

E-Bass

TAB

Drums

11 12

Vocals

ski- ner tikk- er jevnt for- tell- er Om jeg

TAB

5 3 3 3 3 3 3 1 1 3

Gt-c

C Cadd9 C Am Am7

TAB

0 0 0 0 0 0 0 0 0 0 0 0 0 0 0

1 1 3 3 3 1 1 1 1 1 1 1 1 1 1

2 2 2 2 2 2 2 2 2 2 2 2 2 2 2

3 3 3 3 3 3 0 0 0 0 0 0 0 0 0

Gt-D

TAB

E-Bass

TAB

Drums

13 14 15 16

Vocals  
le- ver, fort-satt ... er

TAB

5 5 1-3 (3) 1

Gt-c  
C Cadd9 C Am Am7 C Cadd9 C Am Am7

TAB

0	0	0 0	0	0	0 0 0 0	0	0	0 0	0	0	0 0 0 0	0
1	1	3 3	3	1	1-1-1-1	1	1	3 3	3	1	1 1 1 1	1
0	0	0 0	0	0	2 2 2 2	0	0	0 0	0	0	2 2 2 2	0
2	2	2 2	2	2	2 2 2 2	2	2	2 2	2	2	2 2 2 2	2
3	3	3 3	3	3	0 0 0 0	0	3	3 3	3	3	0 0 0 0	0

Gt-D  
TAB

E-Bass  
TAB

Drums

17 18 19 20

*mf*  
Øy- e-blikk i mo- no Hvorjeg let- er ett- er mer Jeg vil

**TAB**  
5 5 5 5 3 5 2 5 5 3 1 5 3 5 7

**C** **D** **F**

**TAB**  
0 0 0 0 0 0 2 2 2 2 2 2 1 1 1 1 1 1 1 1 1 1 1 1  
1 1 1 1 1 1 3 3 3 3 3 3 1 1 1 1 1 1 1 1 1 1 1 1  
0 0 0 0 0 0 2 2 2 2 2 2 2 2 2 2 2 2 2 2 2 2 2 2  
2 2 2 2 2 2 0 0 0 0 0 0 3 3 3 3 3 3 3 3 3 3 3 3  
3 3 3 3 3 3 3 3 3 3 3 3 1 1 1 1 1 1 1 1 1 1 1 1

**TAB**

**TAB**

**TAB**

**Drums**

Chorus

21 22

Vocals

fø- le i ... ste- reo Le- ve tre- di- men- sjon- alt ...  
 Våk- ner opp fra søvn- en Til- ...- bak- e på min benk Tenker

Gt-c

TAB

9 7 5 7 9 7 5 7 9 7 5 5

Gt-D

*mf*

TAB

0 1 0 2 3 3 0 0 0 2 3

E-Bass

TAB

3 5 5 2 5 3 3 5 5 2 5 3

Drums

F F F F F F F F F F F F F F F

23 24

Vocals

Plugg- es inn i verd- en Kjenn- e det som er i alt  
 jeg har fått nok en sjanse Til å lev- e fullt og helt

Gt-c

Gt-D

E-Bass

Drums

Detailed description of the musical score: The score is arranged in a system with five main parts. 1. Vocals: A single staff with a treble clef, showing a melodic line with lyrics. Measure 23 contains the first part of the lyrics, and measure 24 contains the second part. 2. Gt-c: A guitar TAB staff for a guitar in C standard tuning. It shows fret numbers for each string across measures 23 and 24. 3. Gt-D: A guitar TAB staff for a guitar in D standard tuning. It shows fret numbers for each string across measures 23 and 24. 4. E-Bass: A bass guitar TAB staff showing fret numbers for each string across measures 23 and 24. 5. Drums: A drum set notation staff showing the drum kit layout (snare, tom, bass drum, cymbal) and the rhythmic pattern for measures 23 and 24.



25 26 27 28

Vocals

TAB

Gt-c

C Cadd9 C Am Am7

*mf*

TAB

Gt-D

TAB

E-Bass

TAB

Drums

29 30

Vocals

TAB

Gt-c

C Cadd9 C Am Am7

TAB

Gt-D

TAB

E-Bass

TAB

Drums

Verse

31 32

*mf*  
Skal jeg gam- ble med mitt gull- ...

TAB

5 3 1 3 5 3 1 2 0

C Cadd9 C Am Am7

TAB

0 0 0 0 0 0 0 0 0 0 0 0 0 0

1 1 3 0 1 2 1 2 2 2 1 2 2 1

0 0 0 0 0 0 0 0 0 0 0 0 0 0

2 2 2 2 2 2 2 2 2 2 2 2 2 2

3 3 3 3 3 3 0 0 0 0 0 0 0 0

Gt-D

TAB

E-Bass

TAB

3 3 5 5 5 5 5 5 5 3 3

Drums

33 34

Vocals

Sat- se alt jeg har, re- tur- en Mot et

TAB

5 3 3 3 3 3 3 1 1 3

Gt-c

C Cadd9 C Am Am7

TAB

0 0 0 0 0 0 0 0 0 0 0 0 0 0 0

1 1 0 0 0 0 1 1 1 1 1 1 1 1 1

2 2 2 2 2 2 2 2 2 2 2 2 2 2 2

3 3 3 3 3 3 0 0 0 0 0 0 0 0 0

Gt-D

TAB

E-Bass

TAB

3 3 5 5 7 5 5 5 5 3

Drums

Detailed description of the musical score: The score is arranged in five systems. The first system is for Vocals, showing a vocal line with lyrics and a guitar tablature line with fret numbers. The second system is for Gt-c (Guitar in C), showing a treble clef staff with chords (C, Cadd9, C, Am, Am7) and a guitar tablature line with fret numbers. The third system is for Gt-D (Guitar in D), showing an empty treble clef staff and an empty guitar tablature line. The fourth system is for E-Bass, showing a guitar tablature line with fret numbers. The fifth system is for Drums, showing a drum set notation with 'x' marks for cymbals and dots for other drums.

35 36 37

Vocals  
ann- et pers- pek- ...- tiv

Gt-c  
C Cadd9 C Am Am7 C Cadd9 C

Gt-D

E-Bass

Drums

The image shows a musical score for a song, spanning measures 35 to 37. The score is divided into five parts: Vocals, Gt-c (Guitar), Gt-D (Guitar), E-Bass, and Drums. The lyrics are "ann- et pers- pek- ...- tiv". The Gt-c part includes chord names: C, Cadd9, C, Am, Am7, C, Cadd9, C. The Gt-D part is empty. The E-Bass part shows a bass line with notes 3, 3, 5, 5, 7, 5, 5, 5, 5, 3, 3, 3, 5, 5, 7. The Drums part shows a drum line with 'x' marks indicating hits on the snare and cymbals.

38 39 40

I et kort sek-und få til- gang Til all kunnskap, vi- te

Am Am7 C D

Vocals

TAB

Gt-c

TAB

Gt-D

TAB

E-Bass

TAB

Drums

41 42

Vocals

hvor- for jeg er til Jeg vil

TAB

5 3 1 5 3 5 7

Gt-c

F

TAB

1 1 1 1 1 1 1 1 1 1 1 1 1 1 1 1

1 1 1 1 1 1 1 1 1 1 1 1 1 1 1 1

2 2 2 2 2 2 2 2 2 2 2 2 2 2 2 2

3 3 3 3 3 3 3 3 3 3 3 3 3 3 3 3

1 1 1 1 1 1 1 1 1 1 1 1 1 1 1 1

Gt-D

TAB

E-Bass

TAB

Drums

Chorus

43 44

Vocals

fø- le i ... ste- reo Le- ve tre- di- men- sjon- alt ...  
 Våk- ner opp fra søvn- en Til- ...- bak- e på min benk Tenker

Gt-c

TAB

9 7 5 7 9 7 5 7 9 7 5 5

Gt-D

*mf*

TAB

0 1 0 2 3 3 0 0 0 2 3

E-Bass

TAB

3 5 5 2 5 3 3 5 5 2 5 3

Drums

F F F F F F F F F F F F F F F



45 46 47 48

Vocals

Pluggs inn i verd- en Kjenne desom er i alt  
 jeghar fått noken sjanse Til å lev- e fullt oghelt

TAB

5-8-8-8-5 7-5-7 9-7 7-5

Gt-c

TAB

Gt-D

TAB

0 0 0 1 1 3 3 0 0 0  
 0 0 0 1 1 3 3 1 1 0  
 2 2 2 2 2 4 4 2 2 0  
 3 3 3 3 3 5 5 3 3 0  
 0 0 0 1 1 3 3 0 0 0

E-Bass

TAB

0 0 0 0 0 0 1 1 1 3 3 3 3 3 3

Drums

Bridge

49

50

Vocals

Musical notation for Vocals: Treble clef, notes for (Et) glimt, av, e-, vig-, het. Dynamic *mf*.

TAB for Vocals: 3 3 3 3 3

Gt-c

Musical notation for Gt-c: Treble clef, chords C and Dm. Dynamic *mf*.

TAB for Gt-c: 0 1 0 2 3 | 1 3 2 0

Gt-D

Musical notation for Gt-D: Treble clef, empty staff.

TAB for Gt-D: Empty staff.

E-Bass

TAB for E-Bass: 3 | 3 | 0

Drums

Drum notation: X . X . X . X .

51 52

*mf*  
Mot skri- ble- ri- er på et

**T**  
**A**  
**B**

3 3 3 3 3 2 5

F Bdim Dm

**T**  
**A**  
**B**

1 1 2 3 3 1 3 4 3 2 1 3 3 0

**T**  
**A**  
**B**

**T**  
**A**  
**B**

**T**  
**A**  
**B**

1 1 2 0

Drums

53 ark Fyll- e inn de 54 blank- e mellom- rom 55 På det jeg hit- til

Vocals

TAB 3 3 3 3 3 5 5 5 5 5 3 3 3 3 3

Gt-c

C Dm F

TAB 0 1 1  
1 3 1  
2 2 2  
3 0 3  
3 1

Gt-D

TAB

E-Bass

TAB 3 3 0 1 1

Drums

56 57 58 59

Vocals  
har fått til

Gt-c  
BdimDm C Cadd9 C Cadd11 C Cadd9 C

Gt-D

E-Bass

Drums

**Gt-c TAB**

3	1	0	0	0	0	0	0	0	0	0	0	0	0	0	0	0	0	0
3	3	1	1	3	3	3	1	1	1	1	1	1	1	1	1	3	3	3
4	2	0	0	0	0	0	0	0	0	0	0	0	0	0	0	0	0	0
3	0	2	2	2	2	2	2	2	2	2	2	2	2	2	2	2	2	2
2	0	3	3	3	3	3	3	3	3	3	3	3	3	3	3	3	3	3

**E-Bass TAB**

2	0	3	5	0	0	3	3	3	3	3	5	0	0
---	---	---	---	---	---	---	---	---	---	---	---	---	---

**Drums**

X.	X.	X.	X.	X.	X.	X.	X.	X.	X.	X.	X.	X.	X.
X.	X.	X.	X.	X.	X.	X.	X.	X.	X.	X.	X.	X.	X.

60 61 62 63

Vocals

T  
A  
B

Gt-c

Cadd11 C Cadd9 C Am Am7 C Cadd9 C

T  
A  
B

Gt-D

T  
A  
B

E-Bass

T  
A  
B

Drums

Verse

64

65

*mf*  
Finn- es mer enn det jeg

Am Am7 C Cadd9 C

Vocals

TAB

Gt-c

TAB

Gt-D

TAB

E-Bass

TAB

Drums

Detailed description of the musical score for the Verse section (measures 64-65):

- Vocals:** Melody line starting at measure 65 with notes for "Finn- es mer enn det jeg". Dynamics include *mf*.
- Gt-c (Acoustic Guitar):** Chords: Am (measures 64-65), Am7 (measure 65), C (measures 65-66), Cadd9 (measures 66-67), C (measures 67-68). Includes TAB with fret numbers.
- Gt-D (Distorted Guitar):** Empty staff.
- E-Bass:** Bass line with fret numbers (5, 5, 5, 5, 3, 3, 3, 5, 5, 5) and slurs.
- Drums:** Rhythmic pattern with 'x' marks for hi-hats and dots for snare/drum hits.

66 ser ... 67 Eller skal jeg ikk- e vi- te,

**Vocals**

**TAB**

1 2 0 5 3 3 3 3 3

**Gt-c**

Am Am7 C Cadd9 C

**TAB**

0 0 0 0 0 0 0 0 0 0 0 0 0 0 0 0  
 1 1 1 1 1 1 1 3 3 3 3 3 3 3 3 3  
 2 2 2 2 2 2 2 0 0 0 0 0 0 0 0 0  
 0 0 0 0 0 0 3 3 3 3 3 3 3 3 3 3

**Gt-D**

**TAB**

**E-Bass**

**TAB**

5 5 5 3 3 3 3 5 5 7

**Drums**



68 69 70 71

Vocals

kjenne til U- nik- e tilskudd, vekst i u- ni-

TAB

3-1-3 1 1 5 3-1 1 1 1 5

Gt-c

Am Am7 C Cadd9 C Am Am7 C Cadd9 C

TAB

0  
 1 1 1 1 1 1 1 3 3 3 1 1 1 1 1 1 1 1 3 3 3 1  
 2 2 2 2 2 0 0 0 0 0 2 2 2 2 2 0 0 0 0 0 0 0  
 0 0 0 0 0 2 2 2 2 2 0 0 0 0 0 3 3 3 3 3 3 3

Gt-D

TAB

E-Bass

TAB

5 5 5 5 3 3 3 5 5 5 5 5 3 3 3 3 3 3 5 5 7

Drums

72 73 74

Vocals  
 vers- et Det vi er i li- vet Ba- re

TAB  
 3 1 5 5 5 5 7 7 5 5

Am Am7 C D

Gt-c  
 TAB  
 0 0 0 0 0 0 0 0 0 0 0 0 2 2 2 2 2 2  
 1 1 1 1 1 1 1 1 1 1 1 1 3 3 3 3 3 3  
 2 2 2 2 2 2 2 2 2 2 2 2 2 2 2 2 2 2  
 0 0 0 0 0 0 3 3 3 3 3 3 0 0 0 0 0 0

Gt-D  
 TAB

E-Bass  
 TAB  
 5 5 5 5 3

Drums  
 X X X X X X X X X X

75 76

Vocals

ved å vær- e til Jeg vil

5 3 5 3 3 5 7

Gt-c

F

TAB

1 1 1 1 1 1 1 1 1 1 1 1 1 1 1

2 2 2 2 2 2 2 2 2 2 2 2 2 2 2

3 3 3 3 3 3 3 3 3 3 3 3 3 3 3

1 1 1 1 1 1 1 1 1 1 1 1 1 1 1

Gt-D

TAB

E-Bass

TAB

Drums

Detailed description of the musical score: The score is arranged vertically. At the top is the Vocals staff with a treble clef, showing notes for measures 75 and 76. Below it is a guitar TAB staff for a guitar in C-tuning (Gt-c), with a 'F' chord diagram above the first measure. The TAB includes fret numbers (1-3) and picking patterns (1, 2, 3). Below that is a guitar TAB staff for a guitar in D-tuning (Gt-D), which is currently empty. Underneath is an E-Bass TAB staff, also empty. At the bottom is a Drums staff with a double bar line at the start, followed by a series of notes and rests representing a drum pattern.

Chorus

Vocals	77	fø- le i ... ste- reo Le- ve tre- di- men- sjon- alt ...	78	Våk- ner opp fra søvn- en Til- ...- bak- e på min benk Tenker
	TAB	9 7 5 7 9 7 5 7	9 7 5 7 5 5	
Gt-c	TAB			
	Gt-D	<i>mf</i> 0 1 0 2 3	3 0 0 2 3	
E-Bass	TAB	3 5 5 2 5 3	3 5 5 2 5 3	
	Drums	F F F F F F	F F F F F F	

Outro

79 80 81 82

Pluggs inn iverd- en Kjenne de som er i alt  
 jeg har fått noen sjanse Til å lev-e fullt og helt

TAB

5-8-8-8-5 7-5-7 9-7 7-5 5

Gt-c

C Cadd9 C Cadd11

*mf*

TAB

0	0	0-0	0	0	0-0-0-0	0
1	1	3-3	3	1	1-1-1-1	1
0	0	0-0	0	0	0-0-0-0	0
2	2	2-2	2	2	3-3-3-3	3
3	3	3-3	3	3	3-3-3-3	3

Gt-D

TAB

0	1	1	3	3		
0	1	1	3	3		
0	2	2	4	4		
2	3	3	5	5		
0	1	1	3	3		

E-Bass

TAB

0 0 0 0 0 0 1 1 1 3 3 3 3 3 3 3

Drums

83 84 85

Vocals

T  
A  
B

Gt-c

C Cadd9 C Cadd11 C

T  
A  
B

Gt-D

T  
A  
B

E-Bass

T  
A  
B

Drums