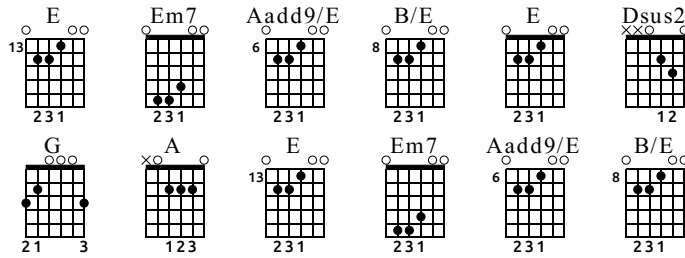


# The Spaceman

## Fight Like Thieves

Words & Music by Esteban Manchado Velázquez



Vocals  
Standard tuning

Electric Guitar (Clean)  
Standard tuning

Electric Guitar (Drive)  
Standard tuning

Electric Bass  
Standard tuning

♩ = 80

**Intro**

**Vocals**

**E-Gt**

**E-Bass**

**Drums**

4/4

1 2 3 4

E Em7 Aadd9/E B/E

*mf*

0-0-0-0-0-0-0-0 0-0-0-0-0-0-0-0 0-0-0-0-0-0-0-0 0-0-0-0-0-0-0-0

13-13-13-13-13-13-13-13 4-4-4-4-4-4-4-4 6-6-6-6-6-6-6-6 8-8-8-8-8-8-8-8

14-14-14-14-14-14-14-14 5-5-5-5-5-5-5-5 7-7-7-7-7-7-7-7 9-9-9-9-9-9-9-9

0-0-0-0-0-0-0-0 0-0-0-0-0-0-0-0 0-0-0-0-0-0-0-0 0-0-0-0-0-0-0-0

2-2 3 3 2-2 3-3 5 5 7-7 5-5 7-7 9-9 7-7

5 6 7 8

Vocals

TAB

E-Gt

TAB

0	0	0	0	0	0	0	0	0	0	0	0	0	0	0	0	0	0	0	0
13	13	13	13	13	13	13	13	13	13	4	4	4	4	4	4	4	4	4	4
14	14	14	14	14	14	14	14	14	14	5	5	5	5	5	5	5	5	5	5
14	14	14	14	14	14	14	14	14	14	5	5	5	5	5	5	5	5	5	5
0	0	0	0	0	0	0	0	0	0	0	0	0	0	0	0	0	0	0	0

E-Gt

*mf*  
let ring

TAB

0	0	0	0	0	0	0	0	0	0	0	0	0	0	0	0	0	0	0	0
8	0	8	0	7	0	7	0	6	0	6	0	8	0	8	0	0	0	0	0

E-Bass

TAB

2	2	2	2	2	2	2	2	3	3	3	3	3	3	3	3	3	5	5	5	5	5	5	5	5	2	2	2	2	2	2	2	2
---	---	---	---	---	---	---	---	---	---	---	---	---	---	---	---	---	---	---	---	---	---	---	---	---	---	---	---	---	---	---	---	---

Drums

9 10 11 12

Vocals

*mf*  
I feel like float- ing The light's get- ting clos- er ...  
I feel like float- ing ... I am ap- proach- ing ...

E-Gt

T  
A  
B

6	7	7	10	12	12	6	7	7	11	12	12
---	---	---	----	----	----	---	---	---	----	----	----

E-Gt

*let ring* -----|

T  
A  
B

8	0	0	8	0	0	7	0	0	7	0	0	6	0	6	0	0	8	0	0	8	0	0
---	---	---	---	---	---	---	---	---	---	---	---	---	---	---	---	---	---	---	---	---	---	---

E-Bass

T  
A  
B

2	2	2	2	2	2	2	2	3	3	3	3	3	3	3	3	5	5	5	5	5	5	5	2	2	2	2	2	2	2	2
---	---	---	---	---	---	---	---	---	---	---	---	---	---	---	---	---	---	---	---	---	---	---	---	---	---	---	---	---	---	---

Drums

	13	14	15	16
Vocals				
TAB				
E-Gt				
TAB	0 0 0 0 0 0 0 0 13 13 13 13 13 13 13 13 14 14 14 14 14 14 14 14 14 14 14 14 14 14 14 14 0 0 0 0 0 0 0 0	0 0 0 0 0 0 0 0 4 4 4 4 4 4 4 4 5 5 5 5 5 5 5 5 5 5 5 5 5 5 5 5 0 0 0 0 0 0 0 0	0 0 0 0 0 0 0 0 6 6 6 6 6 6 6 6 7 7 7 7 7 7 7 7 7 7 7 7 7 7 7 7 0 0 0 0 0 0 0 0	0 0 0 0 0 0 0 0 8 8 8 8 8 8 8 8 9 9 9 9 9 9 9 9 9 9 9 9 9 9 9 9 0 0 0 0 0 0 0 0
E-Gt				
TAB	0 0 0 0 0 0 0 0 8 8 8 8 8 8 8 8	0 0 0 0 0 0 0 0 7 7 7 7 7 7 7 7	0 0 0 0 0 0 0 0 6 6 6 6 6 6 6 6	0 0 0 0 0 0 0 0 8 8 8 8 8 8 8 8
E-Bass				
TAB	2 2 2 2 2 2 2 2	3 3 3 3 3 3 3 3	5 5 5 5 5 5 5 5	2 2 2 2 2 2 2 2
Drums				

17 18 19 20

Vocals

TAB

E-Gt

TAB

E-Gt

TAB

E-Bass

TAB

Drums

*mf*

21    22    23    24

Vocals

TAB

E-Gt

TAB

E-Gt

***mf***

T	0	0	0	0	0	0	0	0	0	0	0	0	0	0	0	0	0	0	0	0	0	0	0	0	0	0	0	0	0	0	0	0	0
A	0	0	0	0	0	0	0	0	0	0	0	0	0	0	0	0	0	0	0	0	0	0	0	0	0	0	0	0	0	0	0	0	0
B	13	13	13	13	13	13	4	4	4	4	4	4	6	6	6	6	6	6	8	8	8	8	8	8	8	8	8	8	8	8	8	8	8
	14	14	14	14	14	14	5	5	5	5	5	5	7	7	7	7	7	7	9	9	9	9	9	9	9	9	9	9	9	9	9	9	
	0	0	0	0	0	0	0	0	0	0	0	0	0	0	0	0	0	0	0	0	0	0	0	0	0	0	0	0	0	0	0	0	

E-Bass

TAB

Drums

25 26 27 28

Vocals

TAB

E-Gt

TAB

E-Gt

TAB

0	0	0	0	0	0	0	0	0	0	0	0	0	0	0	0	0	0	0	0
13	13	13	13	13	13	13	13	4	4	4	4	4	4	6	6	6	6	6	6
14	14	14	14	14	14	14	14	5	5	5	5	5	5	7	7	7	7	7	7
0	0	0	0	0	0	0	0	0	0	0	0	0	0	0	0	0	0	0	0

E-Bass

TAB

2	2	2	2	3	3	3	3	5	5	5	5	2	2	2	2
---	---	---	---	---	---	---	---	---	---	---	---	---	---	---	---

Drums

29 30 31 32

Vocals

TAB

E-Gt

*mf*

TAB

E-Gt

TAB

E-Bass

Drums

Detailed description of the musical score: The score is divided into six systems. The first system is for Vocals, showing four empty staves. The second system is for E-Guitar, featuring a treble clef staff with notes and a TAB staff with fret numbers (0, 1, 2, 3). The third system is another E-Guitar system with empty staves. The fourth system is for E-Bass, with a TAB staff showing fret numbers (0, 2, 0, 0, 3, 0, 0, 0) and a rhythmic staff with stems and flags. The fifth system is for Drums, with a staff showing a rhythmic pattern of 'x' marks and stems.



Verse

33 34

*mf*  
I Slow

feel so wasted I of- ten do  
mo- tion like my own bad film

E Dsus2

0 0 0 0 0 0  
1 0 1 3  
2 2 2 0

0 0 2 0 0

1 0 1

X X X X X X X

35 36

Vocals

...

E-Gt

G A

E-Gt

E-Bass

3 0 0 0 0

Drums

37 38 39 40

*mf*  
Who  
Myths

would have  
are

thought  
myths,

this could  
don't

hap-  
be-

pen  
lieve

to every-

me  
thing

E-Gt

E-Gt

E-Bass

Drums

Detailed description: This musical score covers measures 37 to 40. It includes five staves: Vocals, two E-Guitar staves (TAB and standard notation), E-Bass (TAB), and Drums. The vocal line features lyrics: 'Who Myths would have are thought myths, this could don't hap-be- pen lieve to every-me thing'. The first E-Guitar staff shows a progression of chords: D major (0 0 2 0), D major (0 0 2 0), E minor (3 0 0 0), and E minor (3 0 0 0). The second E-Guitar staff is empty. The E-Bass staff has a simple bass line: 0, 0, 0, 2-0-0, 3, 0, 0-0-0. The Drum staff shows a consistent pattern of eighth notes with 'x' marks indicating cymbal hits on every beat.

41 42 43 44

Vocals

Seems like I can- not breathe...

E-Gt

E-Gt

E-Bass

Drums

The image shows a musical score for measures 41 through 44. It includes five staves: Vocals, E-Guitar (top), E-Guitar (bottom), E-Bass, and Drums. The key signature is one sharp (F#). The lyrics are: "Seems like I can- not breathe...".

**Vocals:** Treble clef, F# key signature. Notes: 41: F#4 (quarter), G4 (quarter); 42: A4 (quarter), B4 (quarter); 43: C5 (half); 44: (rest).

**E-Guitar (top):** Treble clef, F# key signature. Chords: 41: F#m (000000), Gm (000000); 42: Am (000000), Bm (000000); 43: C#m (000000); 44: D#m (000000).

**E-Guitar (bottom):** Treble clef, F# key signature. Chords: 41: F#m (000000), Gm (000000); 42: Am (000000), Bm (000000); 43: C#m (000000); 44: D#m (000000).

**E-Bass:** Treble clef, F# key signature. Notes: 41: 0, 0; 42: 0, 2, 0, 0; 43: 3; 44: 0, 0, 0, 0.

**Drums:** Standard drum notation with 'x' marks for cymbals and solid circles for other drums.

Chorus

**Vocals**

45 46 47 48

*mf*  
Car ... rush- ing to the Roy- al  
You are with me that's im- por- tant

**E-Gt**

**E** **Em7** **Aadd9/E** **B/E**

*mf*

**TAB**  
0  
13 13 13 13 13 13 13 4 4 4 4 4 4 6 6 6 6 6 6 8 8 8 8 8 8 8  
14 14 14 14 14 14 14 5 5 5 5 5 5 7 7 7 7 7 7 9 9 9 9 9 9 9  
0 0

**E-Bass**

**TAB**  
2 2 2 2 2 2 2 3 3 3 3 3 3 3 5 5 5 5 5 5 5 5 2 2 2 2 2 2 2

**Drums**

49 50 51 52

Vocals  
 "It's going to be O- K" So you tell me

T  
 A  
 B

E-Gt

E-Gt

T  
 A  
 B

E-Bass

Drums

The image shows a musical score for a song, starting at measure 49. The vocal line has lyrics: "It's going to be O- K" So you tell me. The guitar TAB for the electric guitar shows a sequence of fret numbers: 1, 2, 0, 2, 0, 2, 1, 2. The electric guitar notation shows a complex chord progression with many notes. The electric bass TAB shows a sequence of fret numbers: 2, 2, 2, 2, 2, 2, 2, 2, 3, 3, 3, 3, 3, 3, 3, 3, 5, 5, 5, 5, 5, 5, 5, 5, 2, 2, 2, 2, 2, 2, 2, 2. The drums notation shows a simple drum pattern with bass and snare notes.

53 54 55 56

Vocals  
 "They are go- ing to take care of you"

E-Gt  
 TAB

E-Gt  
 TAB

E-Bass  
 TAB

Drums

The guitar TAB for the first guitar (E-Gt) shows a sequence of chords: 1-2-0-2-0-2-2-1 in measure 53; 0-0-0-0-0-0 in measure 54; 0-0-0-0-0-0 in measure 55; and 0-0-0-0-0-0 in measure 56. The second guitar (E-Gt) has a complex TAB with many notes, including 13, 14, 5, 7, 8, 9, and 0. The bass guitar (E-Bass) has a simple TAB with notes 2, 3, 5, and 2. The drum line consists of a steady bass drum pattern with snare and tom accents.

Interlude

57 58 59 60

Vocals

E-Gt

E-Gt

E-Bass

Drums

The musical score is organized into five systems. The first system is for Vocals, consisting of a single treble clef staff with a key signature of one sharp (F#) and a common time signature (C). The second system is for the first E-Guitar, with a treble clef staff and a key signature of one sharp. It includes a dynamic marking of *mf* and a TAB staff with fret numbers: 0 0 1 2 2 0 for measure 57; 0 3 2 0 for measure 58; 3 0 0 2 2 3 for measure 59; and 0 2 2 0 for measure 60. The third system is for the second E-Guitar, consisting of a treble clef staff and an empty TAB staff. The fourth system is for E-Bass, with a treble clef staff and a TAB staff showing fret numbers: 0 for measure 57; 0 for measure 58; 2 0 0 for measure 59; and 3 for measure 60. The fifth system is for Drums, with a single staff showing a drum kit layout (snare, tom, bass drum, cymbal) and a rhythmic pattern of eighth and quarter notes with various articulations.



Verse

61 62

Vocals

*mf*  
I  
They

on-  
make

ly  
...

hear  
such

ma-  
a

chines  
sooth-

at  
ing

work  
sound

E

Dsus2

E-Gt

E-Gt

E-Bass

Drums

Detailed description: This is a musical score for a verse, covering measures 61 and 62. The score is arranged in a vertical stack of staves. At the top is the Vocals staff, which includes a treble clef, a key signature of one sharp (F#), and a dynamic marking of *mf*. The lyrics are: "I They on-make ly ... hear such ma-a chines sooth-at ing work sound". Below the vocals are two guitar staves (E-Gt). The first guitar staff has a treble clef and a key signature of one sharp. It shows a chord change from E major in measure 61 to Dsus2 in measure 62. Below each guitar staff is a corresponding TAB staff with fret numbers. The E-Bass staff has a bass clef and shows a simple bass line with notes and rests. The Drums staff has a drum set icon and shows a rhythmic pattern with 'x' marks for cymbals and solid dots for the bass drum.

63 64

Vocals

...

TAB (5)

E-Gt

G A

TAB

3 0 0 0 0

E-Gt

TAB

E-Bass

TAB 3 0 0 0 0

Drums

65 66 67 68

*mf*  
The other five ... have not made it  
Your odds are now look- ing good, boy

Vocals

TAB

E-Gt

E-Gt

E-Bass

Drums

Detailed description of the musical score: The score is arranged in a system with six staves. The top staff is the vocal line, showing a melody with lyrics: 'The other five ... have not made it / Your odds are now look- ing good, boy'. The dynamic marking *mf* is present. The second staff is a guitar TAB for the first guitar, with fret numbers: 2, 2, 0, 0, 5, 5, 4, 5. The third staff is the first guitar's melodic line, featuring a key signature of one sharp (F#) and a mix of eighth and quarter notes. The fourth staff is the second guitar's melodic line, which is mostly empty. The fifth staff is the bass line, with fret numbers: 0, 0, 0, 2, 0, 0, 3, 0, 0, 0. The bottom staff is the drum line, showing a pattern of eighth notes with 'x' marks indicating hits on the snare or cymbals.

69 70 71 72

Vocals

I'll just sit here and wait

E-Gt

TAB

1 2 2 0 2 0

E-Gt

TAB

0 0 1 2 2 0

0 3 0 0 3 0 2 2 0

E-Bass

TAB

0 0 0 2 0 0 3 0 0 0 0

Drums

Detailed description of the musical score: The score is for measures 69, 70, 71, and 72. The key signature has one sharp (F#). The vocal line consists of quarter notes: I'll (69), just (70), sit (70), here (71), and (71), wait (72). The first E-guitar part has chords: F#m (001220) in measure 69, F#m (001220) in measure 70, F#m (001220) in measure 71, and F#m (001220) in measure 72. The second E-guitar part has chords: F#m (001220) in measure 69, F#m (001220) in measure 70, F#m (001220) in measure 71, and F#m (001220) in measure 72. The bass line has notes: 0 (69), 0 (70), 0 (70), 2 (71), 0 (71), 0 (71), 3 (72), 0 (72), 0 (72), 0 (72). The drum line shows a consistent pattern of quarter notes with 'x' marks above them, indicating a specific drum sound.

Solo

73 74 75 76

Vocals

E-Gt

E-Gt

E-Bass

Drums

Outro

Vocals

77 78 79 80

*mf*  
Primal                      Scream                      com-                      ing                      to                      me

TAB

5                      4                      2                      2                      0                      2

E-Gt

TAB

0-0-000-0-0-0    0-0-000-0-0-0    0-0-000-0-0-0    0-0-000-0-0-0    0-0-000-0-0-0    0-0-000-0-0-0    0-0-000-0-0-0    0-0-000-0-0-0    0-0-000-0-0-0    0-0-000-0-0-0    0-0-000-0-0-0    0-0-000-0-0-0    0-0-000-0-0-0    0-0-000-0-0-0    0-0-000-0-0-0    0-0-000-0-0-0

13-13-1313-13-13-13    4-4-4444-4-4-4    6-6-666-6-6-6    8-8-888-8-8-8    9-9-999-9-9-9    14-14-1414-14-14-14    5-5-555-5-5-5    7-7-777-7-7-7    9-9-999-9-9-9

0-0-000-0-0-0    0-0-000-0-0-0    0-0-000-0-0-0    0-0-000-0-0-0    0-0-000-0-0-0    0-0-000-0-0-0    0-0-000-0-0-0    0-0-000-0-0-0    0-0-000-0-0-0    0-0-000-0-0-0    0-0-000-0-0-0    0-0-000-0-0-0    0-0-000-0-0-0    0-0-000-0-0-0    0-0-000-0-0-0    0-0-000-0-0-0

E-Gt

TAB



E-Bass

TAB

7-2-2-2

Drums

	81	82	83	84
Vocals				
	This	is	no	(dis)as- ter
E-Gt				
TAB	5	4	2	0 2
E-Gt				
TAB				
E-Bass				
Drums				

	85	86	87	88	
Vocals					
T A B					
E-Gt					
T A B	0-0-000-0-0-0-0 0-0-0-0-0-0-0-0 0-0-0-0-0-0-0-0 0-0-0-0-0-0-0-0 0-0-0-0-0-0-0-0 0-0-0-0-0-0-0-0 0-0-0-0-0-0-0-0 0-0-0-0-0-0-0-0 0-0-0-0-0-0-0-0 0-0-0-0-0-0-0-0 0-0-0-0-0-0-0-0 0-0-0-0-0-0-0-0 0-0-0-0-0-0-0-0 0-0-0-0-0-0-0-0 0-0-0-0-0-0-0-0	0-0-000-0-0-0-0 0-0-0-0-0-0-0-0 0-0-0-0-0-0-0-0 0-0-0-0-0-0-0-0 0-0-0-0-0-0-0-0 0-0-0-0-0-0-0-0 0-0-0-0-0-0-0-0 0-0-0-0-0-0-0-0 0-0-0-0-0-0-0-0 0-0-0-0-0-0-0-0 0-0-0-0-0-0-0-0 0-0-0-0-0-0-0-0 0-0-0-0-0-0-0-0 0-0-0-0-0-0-0-0 0-0-0-0-0-0-0-0	13-13-13-13-13-13-13-13 4-4-4-4-4-4-4-4 5-5-5-5-5-5-5-5 0-0-0-0-0-0-0-0	6-6-6-6-6-6-6-6 7-7-7-7-7-7-7-7 9-9-9-9-9-9-9-9 0-0-0-0-0-0-0-0	8-8-8-8-8-8-8-8 9-9-9-9-9-9-9-9 0-0-0-0-0-0-0-0
E-Gt					
T A B					
E-Bass	0-0-0-0-0-0 2-2-0 3-3-3-3-3-3 0 2-3 0-0-0-2-2-2 4-0 2-2-2-0-0-0 2-0				
Drums					



89 90 91 92

Vocals

T  
A  
B

E-Gt

T  
A  
B

0	0	0	0	0	0	0	0	0	0	0	0	0	0	0	0	0	0	0	0
13	13	13	13	13	13	13	13	4	4	4	4	4	4	4	4	6	6	6	6
14	14	14	14	14	14	14	14	5	5	5	5	5	5	5	5	7	7	7	7
14	14	14	14	14	14	14	14	5	5	5	5	5	5	5	5	7	7	7	7
0	0	0	0	0	0	0	0	0	0	0	0	0	0	0	0	0	0	0	0

T  
A  
B

E-Gt

T  
A  
B

E-Bass

T  
A  
B

0 0 0 0 0 2 2 0 3 3 3 3 3 0 2 3 0 0 0 2 2 2 4 0 2 2 2

Drums

L 3 J L 3 J

93

Vocals

E-Gt

E-Gt

E-Bass

Drums

The image shows a musical score for measures 93 and 94. The score is organized into five systems, each with a staff label on the left:

- Vocals:** Measure 93 is empty. Measure 94 is empty.
- E-Gt (top):** Measure 93 contains a treble clef, a key signature of one sharp (F#), and a whole note chord consisting of F#, C, G, and D. Measure 94 is empty.
- E-Gt (middle):** Measure 93 contains a TAB notation for the guitar, showing a whole note chord with fret numbers 0, 2, 3, and 2 on the strings from top to bottom. Measure 94 is empty.
- E-Gt (bottom):** Measure 93 is empty. Measure 94 is empty.
- E-Bass:** Measure 93 is empty. Measure 94 contains a TAB notation for the bass guitar, showing a whole note chord with fret numbers 0, 2, and 2 on the strings from top to bottom. A circled '2' is written below the second string.
- Drums:** Measure 93 is empty. Measure 94 contains a snare drum symbol (an asterisk with a tilde) on the second line of the staff.